

# PRO CONVERT NDI® Decoder Quick Start Guide

## 1. Hardware

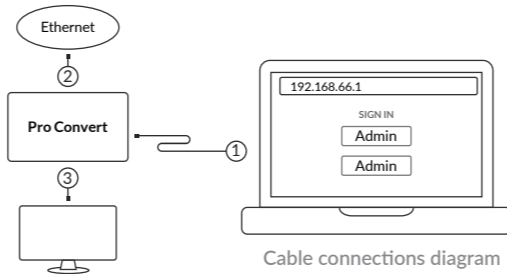
### Packing List

- 1 x Pro Convert Device
- 1 x USB Type A to Type B cable
- 1 x L-bracket
- 1 x Quick Start Guide
- 1 x 5V/2.1A power adapter

## 2. Get Started

### 1. Cable connections

- ① Connect the device to your computer using the USB cable.
- ② Connect the device to the Ethernet network with an Ethernet cable.
- ③ Connect presentation and delivery devices to the OUT port, such as a monitor, a video switcher or a projector.



Cable connections diagram

### 2. Log in to the Web GUI

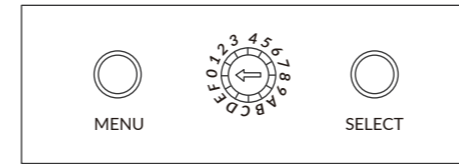
- Type the USB RNDIS IP address 192.168.66.1 in your web browser.
- Log in with the default case-sensitive username and password (both **Admin**). You are suggested to change the password after the initial log-in.

### 3. Set up the device

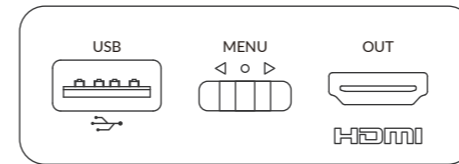
- After logging in successfully, specify the video and audio processing parameters, add streams to be decoded, and set the IP address, if required.

### 4. Select the signal to be decoded

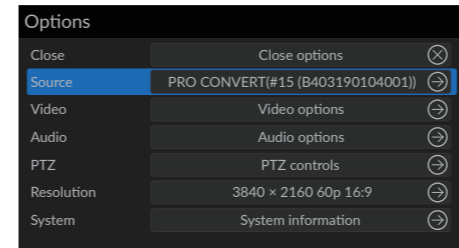
- Press the on-device **MENU** button, or use the keyboard or mouse connected to the USB HOST interface to activate the **Options** menu, then choose a video stream from the **Source** list.



MENU button on the 2K device



MENU button on the 4K device



Choose a stream to decode in the Options > Source list

## 3. Warranty

The duration of the free limited warranty is two (2) years for the Pro Convert family and one (1) year for the accessories. For detailed warranty information, refer to [www.magewell.com/quality-assurance](http://www.magewell.com/quality-assurance)

NDI is a registered trademark of NewTek, Inc. All other trademarks are the property of their respective holders.

This guide is for reference only and does not constitute any form of commitment. Products, product features (including but not limited to color, size, screen display, etc.), price, availability and specifications are subject to change without notice and are as found on the actual product.

## 4. Technical Support

If you have any problems using Magewell products or need more technical information, please submit your questions in the online Ticket System ([tickets.magewell.com](http://tickets.magewell.com)).

MAGEWELL®