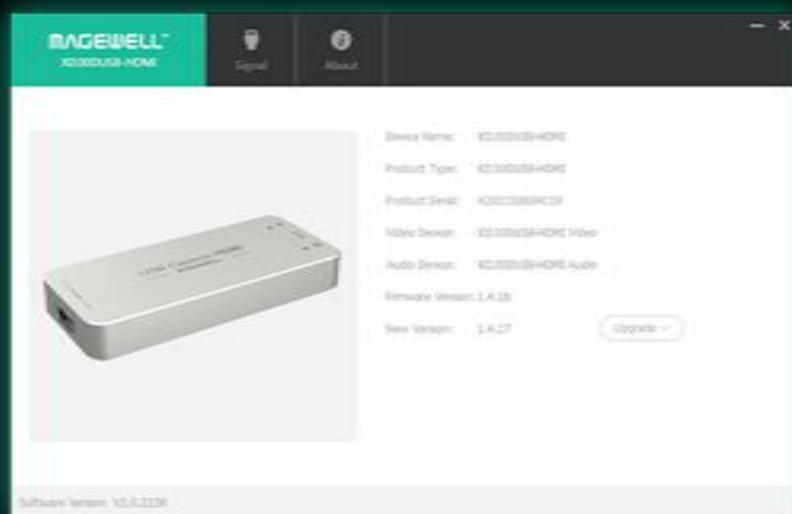


Dongle Helper

快速使用指南



Dongle Helper
Quick Start Manual

01 简介 (Overview)

1

功能列表
Feature List

02 DongleHelper

2

输入信号源
Input Signal

固件升级
Firmware Upgrade

升级流程图
Upgrade Flow Chart

固件修复
Firmware Repair

03 支持与帮助 (Support and Help)

6

支持与帮助
Support and Help

特性列表 Feature List



输入信号状态显示 Input Signal Status Display

显示输入信号的分辨率、帧率和信号类型。
Display input signal resolution, frame rate and signal type.

固件升级 Firmware Upgrade

可以将固件升级到最新版本。
Upgrade firmware to the latest version.



固件修复 Firmware Repair

可以进行修复损坏的固件。
Firmware can be repaired if it was damaged.



Device Name: XI100DUSB-HDMI
Product Type: XI100DUSB-HDMI
Product Serial: A201150604119
Video Device: XI100DUSB-HDMI Video
Audio Device: XI100DUSB-HDMI Audio
Firmware Version: 1.4.16
New Version: 1.4.17

Upgrade ▾

采集设备当前固件版本号
Firmware version of the dongle

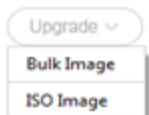
可供升级的固件版本号
The latest version for upgrading

Software Version: V2.0.2238

固件升级 Firmware Upgrade

Bulk 模式 Bulk Mode

传输速度快，可达 360 Mbps，在 Mac 系统下可能存在兼容性问题。
Fast transmission speed, up to 360Mbps. It might have compatibility issue with Mac system.



ISO 模式 ISO Mode

传输速度相对 Bulk 模式要慢一些，可达 240 Mbps，兼容性较好。
Compared to the Bulk model the transmission is slower, up to 240Mbps, but better compatibility.

详细信息，可参考 https://en.wikipedia.org/wiki/USB#System_design
For detailed information, please refer to https://en.wikipedia.org/wiki/USB#System_design

输入信号状态 Input Signal Status

如果输入信号为 HDCP 信号，则该信号可能无法正常显示。
If the input signal is HDCP signal, the signal may not display properly.

MAGEWELL™
XI100DUSB-HDMI

Signal

About

VENZOR
www.venzor.com
400 0595 128

Signal Status: Signal

Lock Status: Yes

HDCP Signal: No

HDMI Signal: Yes

Interlaced: Yes

Signal Width: 1920

Signal Height: 1080

Video FPS: 50.00i

Audio Sample: 48000

Capture Size: 768 x 576

Capture FPS: 25.00 FPS

Color Space: YUYV

Output FPS: 25.15 FPS

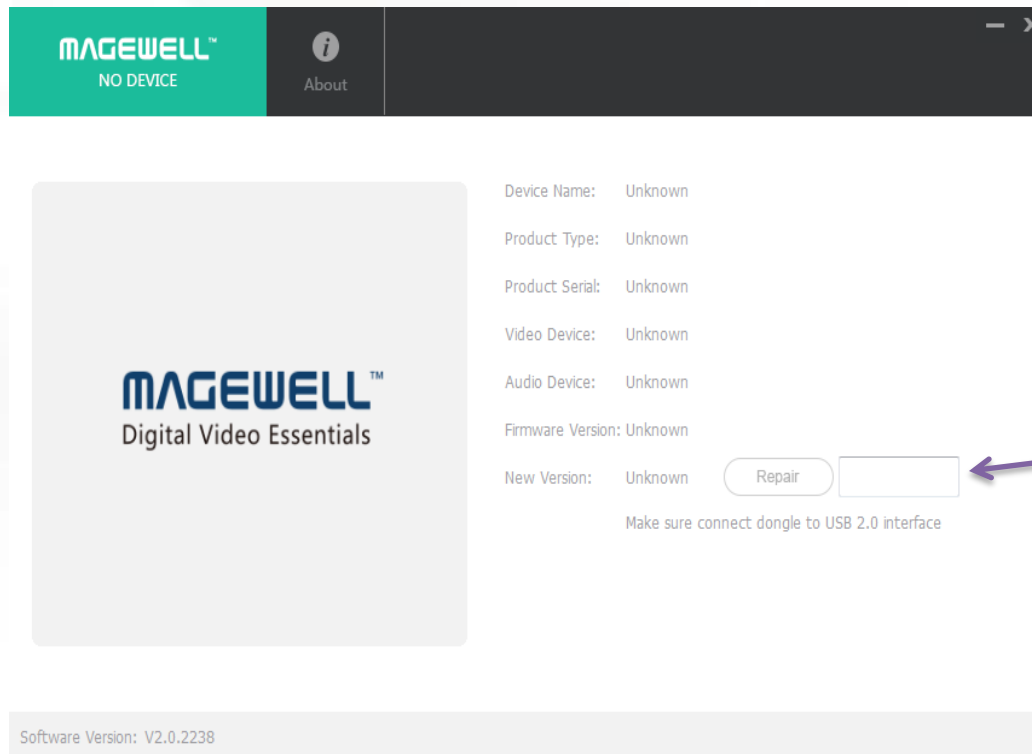
Software Version: V2.0.2238

如果需要关闭自动去隔行功能，请将此选项设置为“OFF”。
If you need to close deinterlacing feature, please set this option to "OFF".

固件修复 Firmware repair

如果设备的固件已损坏，将提示输入序列号进行修复。

If the firmware is damaged, it will notify you to input serial number for repairing the dongle.



支持与帮助 Support and Help



技术支持 Support

如遇到问题请联系我们 support@magewell.net
If you have any questions, please send an email to support@magewell.net .

帮助 Help

访问 <http://www.magewell.com/software> 获取最新的软件信息
Visit <http://www.magewell.com/software> to get information about the latest upgrade.